

# Sarah Sweeney

Fall 2016  
AR136-001-LEC-1-Fa16  
Digital Foundations



15 responses / 16 enrolled = 93.75% Response Rate

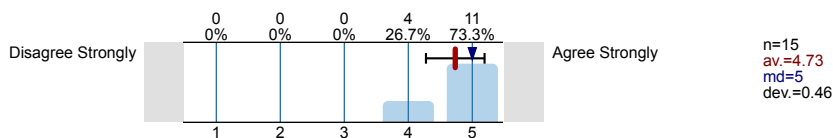
## Survey Results

### 1. The Course...



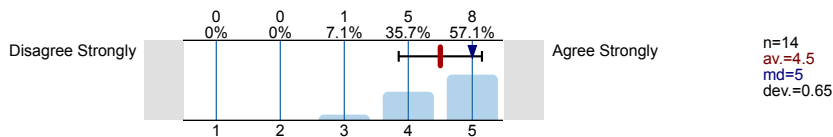
## 2. Course Overall

2.1) Overall, this was an effective course.

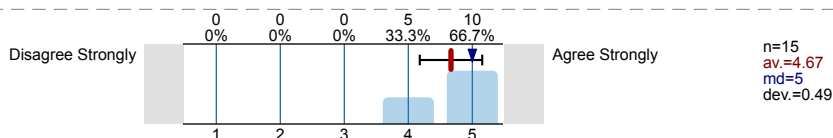


## 3. The Instructor...

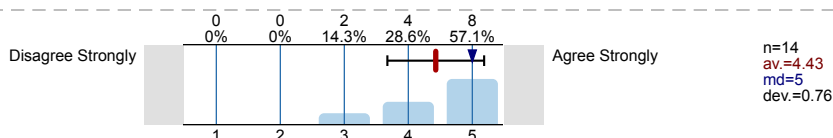
3.1) presented the course material effectively.



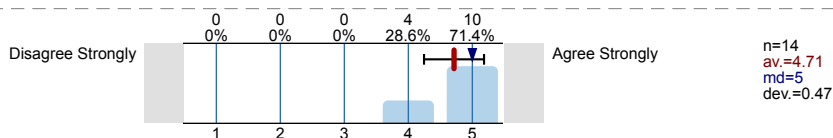
3.2) was prepared for class.



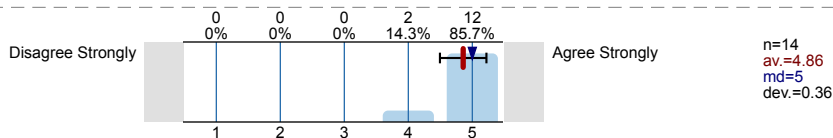
3.3) answered questions effectively.



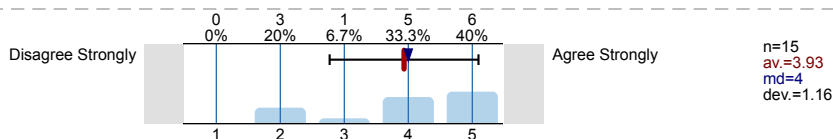
3.4) stimulated interest in the subject.



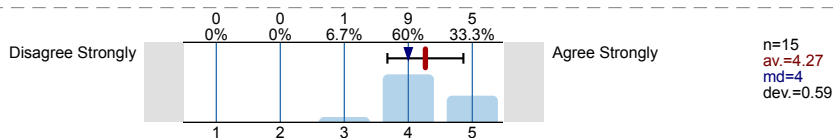
3.5) gave assignments related to the course objectives.



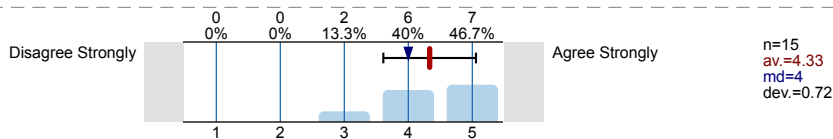
3.6) provided clear criteria for grading.



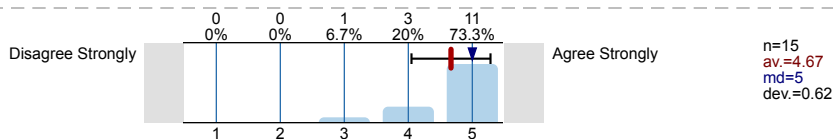
3.7) was available outside of class (e.g., office hours, by appointment, email).



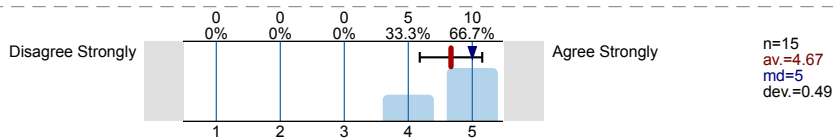
3.8) suggested ways students could improve.



3.9) fostered an environment of respect in the classroom.

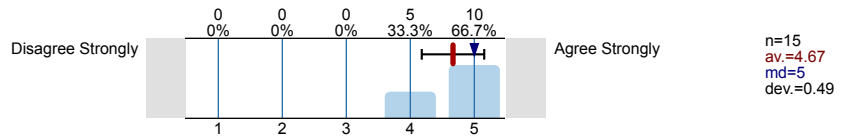


3.10) set high standards for students.



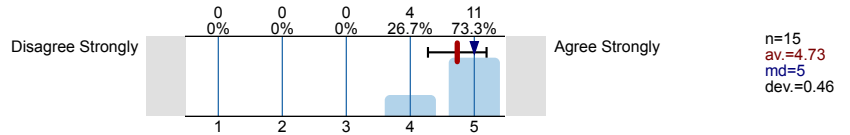
### 4. Instructor Overall

4.1) Overall, the instructor was an effective teacher.



### 5. Learning Overall

5.1) Overall, I learned a great deal from this course.



### 6. Student Information

6.1) Which best describes this course for you? (answer all that apply)				
	Course Section	Course	Course Prefix	All College
	n=15	n=15	n=467	n=11586
Required for major	33.3%	33.3%	34.3%	36.6%
Elective for major	20.0%	20.0%	21.8%	16.6%
Non-major elective	26.7%	26.7%	24.8%	21.7%
All-College requirement	13.3%	13.3%	18.2%	20.8%
Other requirement	6.7%	6.7%	10.7%	11.0%

---

6.2) Your desire to enroll in this course was:				
	Course Section	Course	Course Prefix	All College
	n=15	n=15	n=458	n=11303
Much less than most courses	0.0%	0.0%	2.0%	4.5%
Less than most courses	0.0%	0.0%	6.1%	9.5%
About the same as most courses	13.3%	13.3%	19.9%	31.7%
More than most courses	46.7%	46.7%	41.3%	35.1%
Much more than most courses	40.0%	40.0%	30.8%	19.2%

---

6.3) How many hours per week did you devote to this course?				
	Course Section	Course	Course Prefix	All College
	n=15	n=15	n=457	n=11354
0	0.0%	0.0%	0.2%	1.0%
1-3	0.0%	0.0%	5.0%	30.4%
4-6	40.0%	40.0%	27.1%	41.2%
7-9	53.3%	53.3%	26.5%	17.9%
10-14	6.7%	6.7%	28.9%	7.3%
15+	0.0%	0.0%	12.3%	2.2%

---

6.4) What is your expected grade in the course?				
	Course Section	Course	Course Prefix	All College
	n=15	n=15	n=459	n=11264
A	33.3%	33.3%	54.2%	53.0%
B	66.7%	66.7%	37.7%	38.7%
C	0.0%	0.0%	3.9%	4.8%
D	0.0%	0.0%	0.2%	0.4%
F	0.0%	0.0%	0.0%	0.1%
S	0.0%	0.0%	1.3%	2.1%
U	0.0%	0.0%	0.0%	0.0%
Other	0.0%	0.0%	2.6%	0.9%

# Profile - Questions

Course Section mean:  
AR136-001-LEC-1-Fa16

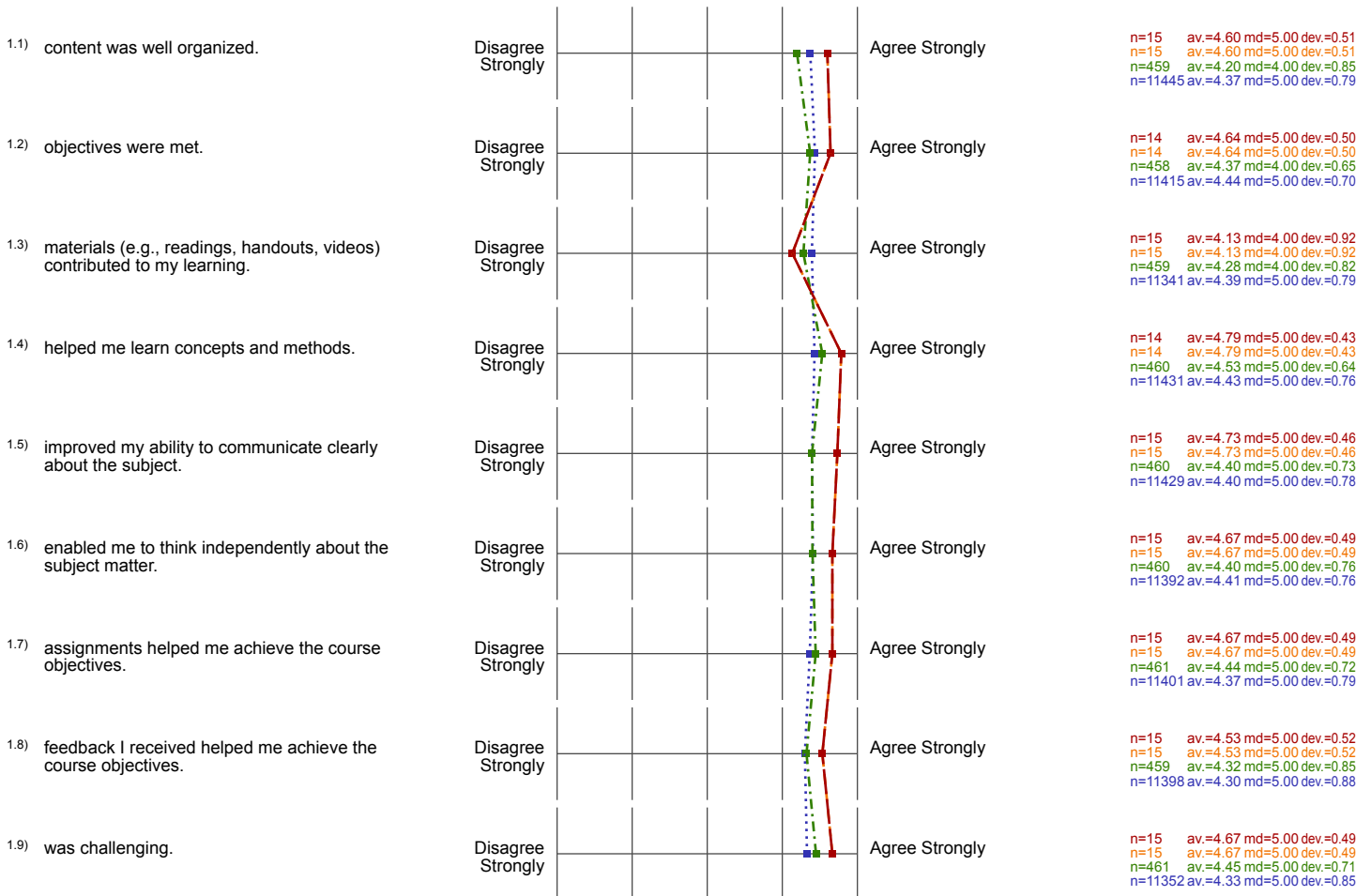
Course mean:  
AR136-LEC

Course Prefix mean:  
AR

All College mean

Values used in the profile line: Mean


## 1. The Course...



## 2. Course Overall



## 3. The Instructor...



#### 4. Instructor Overall



#### 5. Learning Overall



# Profile - Summary

Course Section mean:  
AR136-001-LEC-1-Fa16

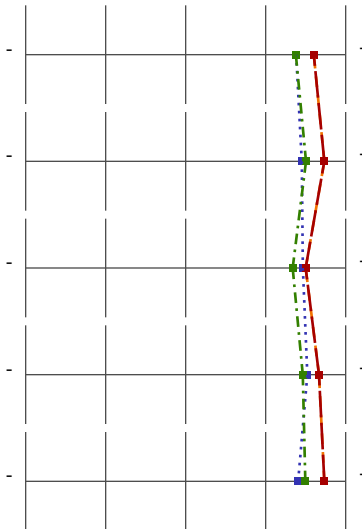
Course mean:  
AR136-LEC

Course Prefix mean:  
AR

All College mean

Values used in the profile line: Mean

1. The Course...



n=133 av.=4.60 md=5.00 dev.=0.53  
 n=133 av.=4.60 md=5.00 dev.=0.56  
 n=4137 av.=4.38 md=5.00 dev.=0.76  
 n=102604 av.=4.38 md=5.00 dev.=0.79

2. Course Overall

n=15 av.=4.73 md=5.00 dev.=0.46  
 n=15 av.=4.73 md=5.00 dev.=0.46  
 n=464 av.=4.50 md=5.00 dev.=0.69  
 n=11427 av.=4.45 md=5.00 dev.=0.76

3. The Instructor...

n=146 av.=4.50 md=5.00 dev.=0.63  
 n=146 av.=4.50 md=5.00 dev.=0.70  
 n=4582 av.=4.34 md=5.00 dev.=0.84  
 n=113951 av.=4.46 md=5.00 dev.=0.78

4. Instructor Overall

n=15 av.=4.67 md=5.00 dev.=0.49  
 n=15 av.=4.67 md=5.00 dev.=0.49  
 n=459 av.=4.46 md=5.00 dev.=0.76  
 n=11436 av.=4.52 md=5.00 dev.=0.75

5. Learning Overall

n=15 av.=4.73 md=5.00 dev.=0.46  
 n=15 av.=4.73 md=5.00 dev.=0.46  
 n=458 av.=4.50 md=5.00 dev.=0.73  
 n=11374 av.=4.41 md=5.00 dev.=0.82